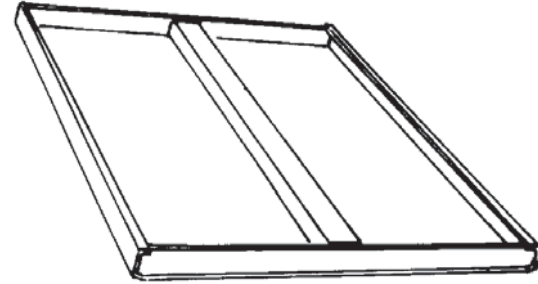


# Decking Panels

## Specifications

- Are manufactured with emphasis on squareness.
- Corners of the panel face are drilled for nailing to the support bearers upon request.
- Deck panels can be used on Coffer and Trough slabs.

Available in 2,5 mm coined-edge only.

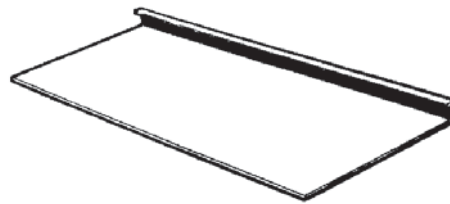


COINED EDGE



COINED DECK PANEL 2,5 MM	
Size mm	Mass kg
1425 x 450	21,70
*1 219 x 457	18,34
1 219 x 381	16,28
1 219 x 305	10,25
1 219 x 229	8,24
1 219 x 152	6,22
*914 x 610	17,31
914 x 534	15,71
914 x 457	14,14
914 x 381	12,48
914 x 305	7,84
914 x 229	6,29
914 x 152	4,74
825 x 450	12,30
825 x 600	16,40
825 x 300	7,20
825 x 150	4,30
825 x 100	3,41

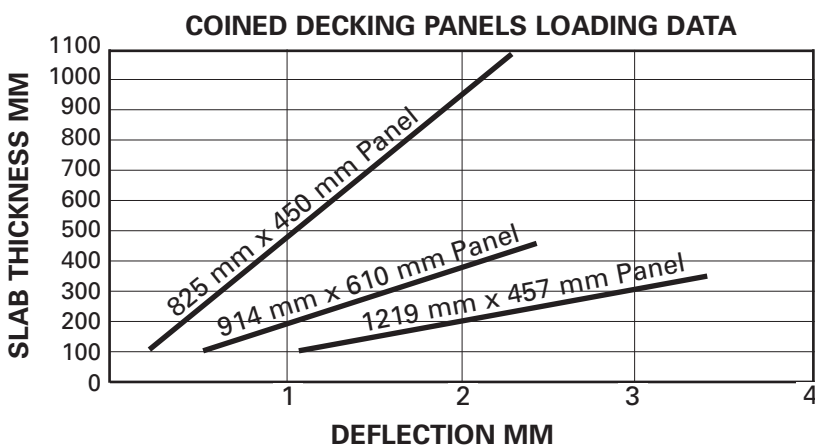
## Decking Fillers



### DECKING FILLERS

Size mm	Mass kg
1219 x 305	5,98
914 x 305	4,49
825 x 230	3,90

\* Standard sizes  
OTHER SIZES AVAILABLE ON REQUEST



**NOTE:**

Loadings are based on 2 mm Faceplate with 2 mm Folded Channel Stiffener. Recommended maximum deflections are span /360. Live load of 2,5 KN/m<sup>2</sup> is included.